



Green Park Village
PRIMARY ACADEMY

How we teach Phonics at GPVPA

Information Session 2






What do we mean
by phonics?

What is Phonics?

- Phonics is a method for teaching reading and writing.
- English can be a complex language to learn with 26 letters in the alphabet which are used to make 44 different sounds. There are over 100 different ways to write the 44 sounds!






Green Park Village
PRIMARY ACADEMY

Letters and Sounds programme

We will be following the Letters and Sounds programme for teaching phonics.

This is a comprehensive six-phase programme designed to help teach children to read and spell.





Green Park Village
PRIMARY ACADEMY

Phase 1

We start our phonics journey with Phase 1. This encourages children to improve their listening awareness.

Aspect 1: general sound discrimination – environmental. The children are encouraged to recognise sounds in their environment.



Green Park Village
PRIMARY ACADEMY

Phase 1

Aspect 2: General sound discrimination – instrumental sounds. We use instruments to encourage the children to develop their listening skills.

Aspect 3: General sound discrimination – body percussion. We practise singing songs and action rhymes.



Green Park Village
PRIMARY ACADEMY

Phase 1

Aspect 4: Rhythm and rhyme – children are encouraged to recognise patterns and rhymes through games and songs.

Aspect 5: Alliteration – we play games with words that start with the same sound.



Green Park Village
PRIMARY ACADEMY

Phase 1

Aspect 6: Voice Sounds – we encourage the children to be able to distinguish between different vocal sounds.

Aspect 7: Oral blending and segmenting – The main aim is to develop the skill of blending and segmenting sounds in words.



Green Park Village
PRIMARY ACADEMY

Staple Diet (Autumn 2)

We take a systematic approach to teaching phonics in which the children follow a structured approach to learning and practising each new sound that they learn.

Children will learn how to hear and recognise the sounds in each set (phonemes) and to read and write these sounds (graphemes).



Green Park Village
PRIMARY ACADEMY

Staple
Diet

Each lesson includes:

Flashcards: we revise sounds already taught and introduce a new sound.



Blending. We encourage children to blend sounds together to help them read new words.



Green Park Village
PRIMARY ACADEMY

Staple Diet

Segmenting: Children are read a word and asked to identify the sounds within that word. Cat – c-a-t.

Tricky words: the children are introduced to words that they need to learn by sight.

I no go into

Application: Children encouraged to write words (then sentences) using the sounds taught.





Green Park Village
PRIMARY ACADEMY

How do we say
the phonics
phonemes
(sounds).

Each phoneme has a sound and we use this, not the letter name in phonics.

The first letters your children will use are: s a t p. This video demonstrates how these should be pronounced:

<https://www.youtube.com/watch?v=DlpcahxNSU4>



Green Park Village
PRIMARY ACADEMY

Letter formation

We use ditties to help children
Learn how to form letters correctly.



a – Go around the apple,
and up and down the
leaf.



Green Park Village
PRIMARY ACADEMY

How to
support
your
children

Encourage your children to identify sounds in your environment – perhaps on the way to school, see what sounds they can hear and identify.



**GO ON A
SOUND WALK**
with free printable
buggyandbuddy.com

What do you hear outside?
Put an 'x' next to things you hear on your sound walk. Use the extra rectangles to draw other things you hear. How far?

 dog <input type="checkbox"/>	 bird <input type="checkbox"/>
 car <input type="checkbox"/>	 bug <input type="checkbox"/>
 airplane <input type="checkbox"/>	<input type="checkbox"/>



Green Park Village
PRIMARY ACADEMY

How to
support
your
children

Perhaps you could practise the sounds they are learning with playdoh.






Green Park Village
PRIMARY ACADEMY

How to
support
your
children

Encourage them to say the 'ditty' for each sound when they are practising their sounds at home.

For example: Slither down the snake.





Green Park Village
PRIMARY ACADEMY

How to
support
your
children

Sing Jolly Phonics songs with them and ask them to show you the action for each sound.

A a

a They Skip in My Ear.

/a/-/a/! Ants on my arm.
/a/-/a/! Ants on my arm.
/a/-/a/! Ants on my arm.
They're causing me alarm.

Action: Wiggle your fingers above the elbow, as if ants are crawling on you, and say a, a, a!



Green Park Village
PRIMARY ACADEMY

Glossary:

Phoneme: smallest unit of sound in a language – there are 44 in the English language.

Grapheme: A way of writing down the sound.

Diagraph: 2 letters that represent 1 sound

Trigraph: 3 letters that represent 1 sound.



Green Park Village
PRIMARY ACADEMY

Useful websites

Jolly phonics songs:

<https://www.youtube.com/watch?v=jvAYUvQUrGo>

Phonics Play:

<https://www.phonicsplay.co.uk/>

Teachyourmonstertoread:

<https://www.teachyourmonstertoread.com/>

Phonics sounds.

<https://www.youtube.com/watch?v=TkXcabDUg7Q>



Green Park Village
PRIMARY ACADEMY

Phonics

We are very excited that your children are taking those first steps on their journey to being able to read.

We hope that once your children are able to recognise and blend sounds to assist their reading development, they will move on to develop a lifelong love and appreciation of reading.

We are always happy to offer any support and guidance that you may require in supporting your children with these first steps to developing their reading skills.